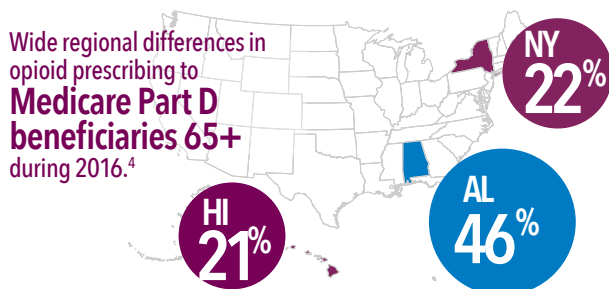
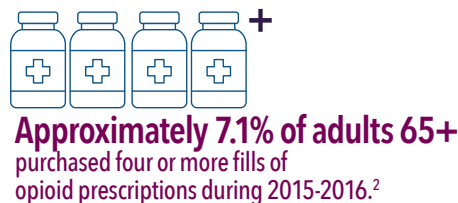


# State of Opioid Use, Misuse, and Opioid Use Disorder among Older Adults

It is well-established that older adults are at higher risk for harms from opioid use than younger adults.

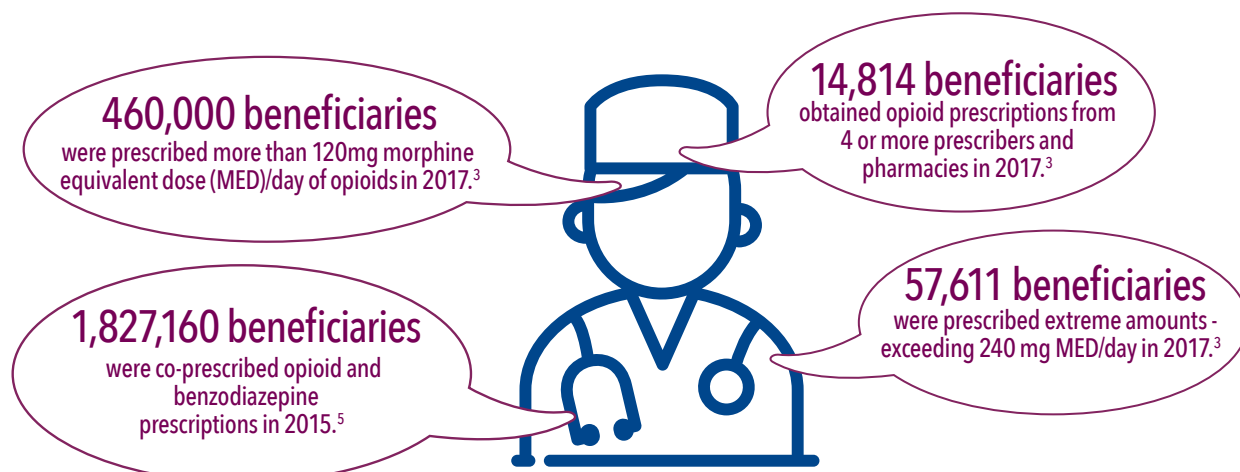


Yet, prescription opioid use among older adults is common.



## And high risk opioid prescribing is also common among Medicare Beneficiaries 65 and older.\*

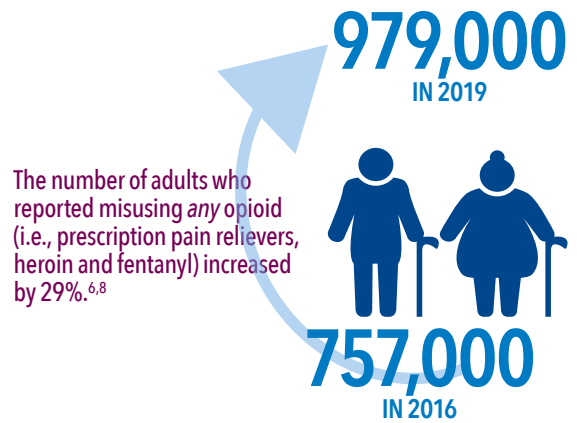
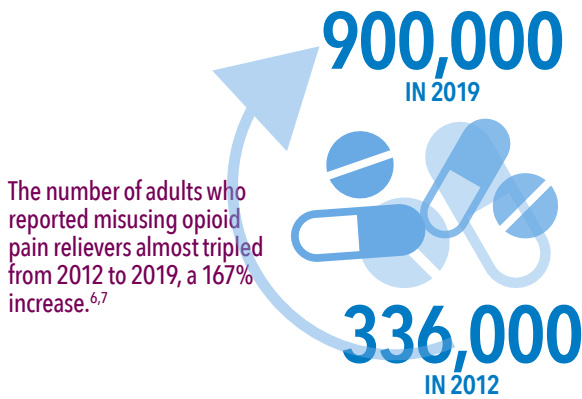
For example, high daily dosages, long-term use of opioids, obtaining prescriptions from multiple providers, and co-prescribing of benzodiazepines and opioids can increase the risk of harm.



\*Not in end of life care or diagnosed with cancer.

# Further, misuse of opioids among older adults 65 and older is increasing.

“Drug misuse” means the use of illegal drugs or use of prescription drugs in a manner other than as directed by a provider (e.g., in greater amounts, more often, longer than directed, using someone else’s prescription).<sup>6</sup>



## As a result, older adults 65 and over are experiencing harm from opioid use.

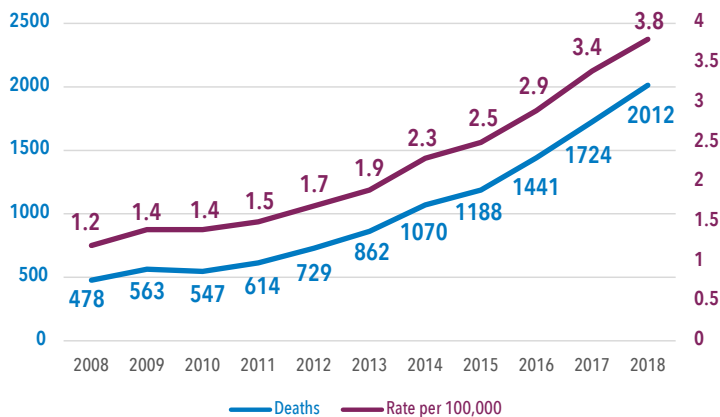
- Between 2005 and 2017, rates of opioid-related emergency department visits rose by 275%.<sup>9</sup>



- Between 2005 and 2017, rates of hospitalizations for opioid-related reasons increased by 204%.<sup>9</sup>



Opioid-Related Deaths Among Older Adults 65+ from 2008 to 2018.



- Between 2008 and 2018, opioid-related death rates increased by 217%.<sup>10</sup>

## References

- 2018 NSDUH Detailed Tables. Substance Abuse and Mental Health Services Administration. (2019). <http://www.samhsa.gov/data/report/2018-nsduh-detailed-tables>. Accessed 8/6/2020.
- Moriya, A.S. and Miller, G.E. Any Use and Frequent Use of Opioids among Elderly Adults in 2015-2016, by Socioeconomic Characteristics. September 2018. Statistical Brief #515. Agency for Healthcare Research and Quality, Rockville, MD. [https://maps.ahrq.gov/mapsweb/data\\_files/publications/st515/st515.pdf](https://maps.ahrq.gov/mapsweb/data_files/publications/st515/st515.pdf). Accessed 9/1/2020.
- U.S. Department of Health and Human Services OIG. Opioid Use in Medicare Part D Remains Concerning. Washington, D.C. 2018. Accessed 9/1/2020.
- U.S. Department of Health and Human Services OIG. Opioids in Medicare Part D: Concerns about extreme use and questionable prescribing. Washington, D.C. 2017. HHS Data Brief OEI-02-17-00250. Accessed 9/1/2020.
- Concurrent Use of Opioids and Benzodiazepines in a Medicare Part D Population. Unpublished document dated 5/12/2016. <https://www.cms.gov/Medicare/Prescription-Drug-Coverage/PrescriptionDrugCovContra/Downloads/Concurrent-Use-of-Opioids-and-Benzodiazepine-s-in-a-Medicare-Part-D-Population-FY-2015.pdf>. Accessed 10/30/2020.
- Substance Abuse and Mental Health Services Administration. 2019 National Survey on Drug Use and Health: Detailed Tables. 2020. <https://www.samhsa.gov/data/report/2019-nsduh-detailed-tables>. Accessed 10/15/2020.
- Substance Abuse and Mental Health Services Administration. Results from the 2012 National Survey on Drug Use and Health: Detailed Tables. 2013. <https://www.samhsa.gov/data/sites/default/files/NSDUH-DataTables2012/NSDUH-DataTables2012/HTML/NSDUH-DataTables2012.htm>. Accessed 10/15/2020.
- Substance Abuse and Mental Health Services Administration. 2017 National Survey on Drug Use and Health: Detailed Tables. 2018. <https://www.samhsa.gov/data/report/2017-nsduh-detailed-tables>. Accessed 10/15/2020.
- Computed from HCUP Fast Stats. Healthcare Cost and Utilization Project (HCUP). April 2020. Agency for Healthcare Research and Quality, Rockville, MD. [www.hcup-us.ahrq.gov/faststats/opioid/opioiduse.jsp?radio3=on&location1=US&characteristic1=02&setting1=ED&location2=&characteristic2=02&setting2=ED&expansionInfoState=hide&dataTableState=show&definitionsState=hide&exportState=hide](http://www.hcup-us.ahrq.gov/faststats/opioid/opioiduse.jsp?radio3=on&location1=US&characteristic1=02&setting1=ED&location2=&characteristic2=02&setting2=ED&expansionInfoState=hide&dataTableState=show&definitionsState=hide&exportState=hide). Accessed 10/29/2020.
- Centers for Disease Control and Prevention. National Center for Health Statistics. Multiple Cause of Death 1999-2018 on CDC WONDER Online Database, released in 2020. Data are from the Multiple Cause of Death Files, 1999-2018, as compiled from data provided by the 57 vital statistics jurisdictions through the Vital Statistics Cooperative Program. Accessed at <http://wonder.cdc.gov/mcd-icd10.html> on 10/16/2020.